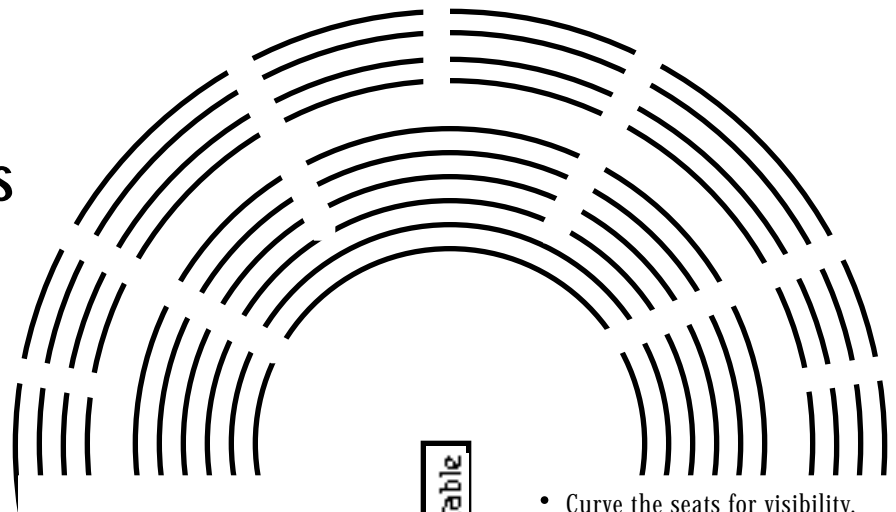


Preferred seating configuration for Rebecca Morgan's presentation

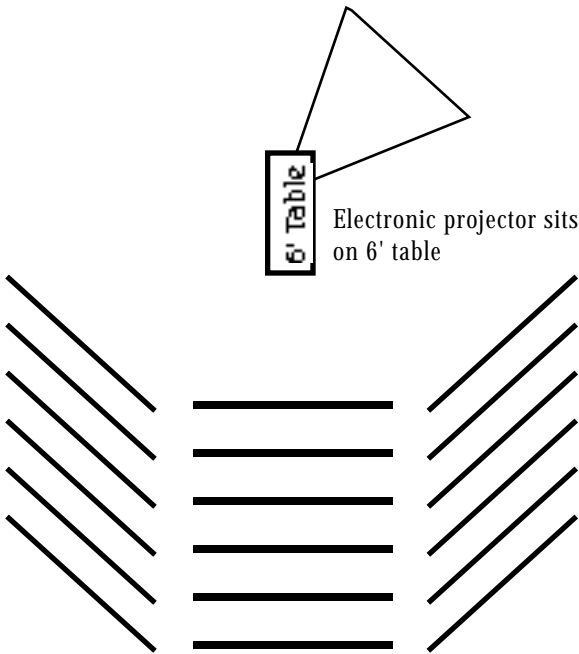
To create the optimal audience experience, we've found these seating configurations work best. Although they may seem unusual, we've found they create the most positive learning environment possible. Thank you for trusting us to help make your event the most positive experience possible.



Electronic projector sits on 6' table

- Curve the seats for visibility. No straight rows.
- No center aisle.
- Cut single chair access lanes (one chair wide) into long rows every sixth chair.
- Don't hook chairs together.

Semi-Circular Theatre



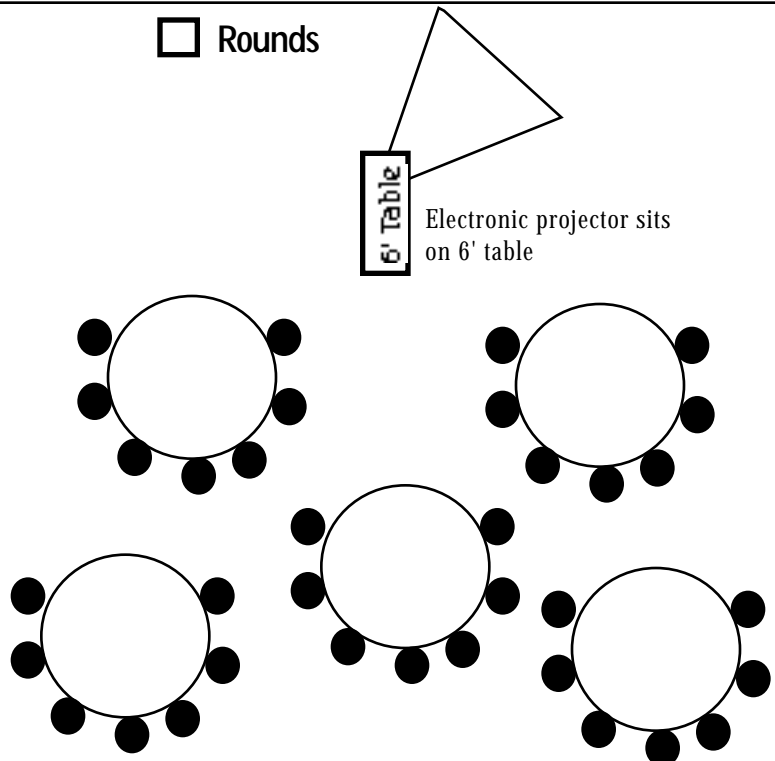
6' Table

Electronic projector sits on 6' table

Chevroned Classroom

- Angle tables for all to have easy visibility of screen.
- No straight rows all the way across room.
- No center aisle.
- Tables should be set far enough away from walls so someone can easily walk between table and wall.
- Screen angled to speaker's left.

Rounds



6' Table

Electronic projector sits on 6' table

- Take away seats w/backs to front so each person has easy visibility of screen.
- Tables should be set far enough away from walls so someone can easily walk between table and wall.
- Screen angled to speaker's left.